

Instructions for Zotero











1. Register for free account: <https://www.zotero.org/user/register>
2. Join Group Library for OTM Partnership
https://www.zotero.org/groups/2363266/otm_partnership?

[Home](#) > [Groups](#) > OTM Partnership

OTM Partnership

[Group Library](#)

Recently Added Items

Title	Added By	Date Modified
 Fort McMoney	KerriClaireNeil	2/6/2020, 10:47:25
 Working in the Fort McMurray oilsands, told through poetry i...	KerriClaireNeil	2/6/2020, 09:12:04
 Work-Injury Absence and Compensation Among Partnered and Lon...	KerriClaireNeil	2/3/2020, 11:23:55
 For better or worse? Changing shift schedules and the risk o...	KerriClaireNeil	2/3/2020, 11:22:4
 Working Time Society consensus statements: A multi-level app...	KerriClaireNeil	2/3/2020, 11:19:5
 Working Hours, Sleep, & Fatigue Forum NIOSH CDC	KerriClaireNeil	2/3/2020, 11:19
 THE SOCIAL AND SPATIAL DIVISIONS OF PRECARIOUS LABOR	KerriClaireNeil	1/31/2020, 09:54:3
 Our practice has had to change because of this: Professional...	OTMPartnership	1/30/2020, 14:35:12
 Grandparents Parenting on PEI and Other Resources	OTMPartnership	1/30/2020, 14:34:45
 Mobile Work in the Burin area	KerriClaireNeil	1/30/2020, 14:32:58

See all 6921 items for this group in the [Group Library](#).



Owner: OTM Partnership
Registered: 2018-08-30
Type: Public
Membership: Open
Library Access: You can only view

[Join](#)

[Members \(6\)](#)



3. Download Zotero and install Chrome (or other browser) Connector
<https://www.zotero.org/download/>
4. Once you have downloaded Zotero, it will take you to this website with information on how to use Zotero <https://www.zotero.org/start>
 - a. Here is a link to the Quick Start Guide
https://www.zotero.org/support/quick_start_guide
5. Most importantly, you will need to log in to Zotero to sync your library. If you have already joined the OTM library, the references should appear once you have synced.
 - a. To log in, find "Edit" on the top left menu and then click "Preferences" at the bottom of the drop down menu.
 - b. This will bring up a new screen with several options on the top menu. Click "Sync" and you will find the space to log in and set up syncing.

- c. If you have downloaded Zotero before you joined the OTM library, there is a green button on the top right of the Zotero screen that will sync your library, but you must be logged in to use it.

More information on how to add items to Zotero here:

https://www.zotero.org/support/adding_items_to_zotero