

# Commuters and Communities: How Employment Mobility Affects Community Development in Source Communities

Joshua Barrett

MA Candidate, Geography

Memorial University of Newfoundland

May 31, 2015

# Outline

- Research Objectives
- Data Collection Methods
- Conceptual Framework
- Study Area
- Implications on Source Communities

# Research Objectives

- What are the impacts of commuting on community development in source communities?
  - Community involvement (volunteering)? (Hall, 2014)
  - Spending patterns (buying property, goods)? (Esteves, 2006)
  - Emotional attachments to place? (McDonald, Mayes, and Pini, 2012)

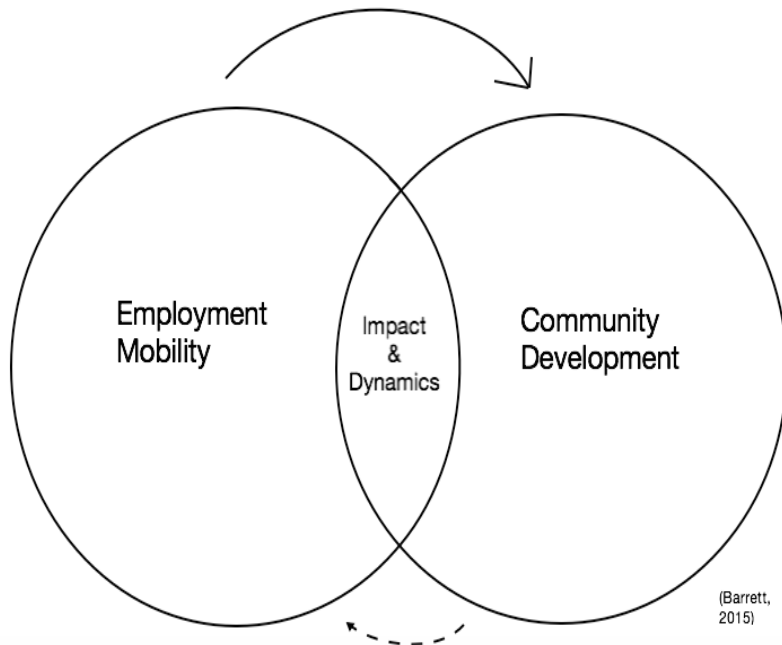


# Data Collection Methods

- Phase one study on implications for host communities is complete (Hall, 2014)
- On the Move community consultations took place December 2014
- Questionnaire will be distributed to nickel process operators employed at Vale's Long Harbour facility June 2015 (~400 workers)
- Follow up interviews with questionnaire respondents (~15-25)
- Content analysis and descriptive statistics used to analyze findings

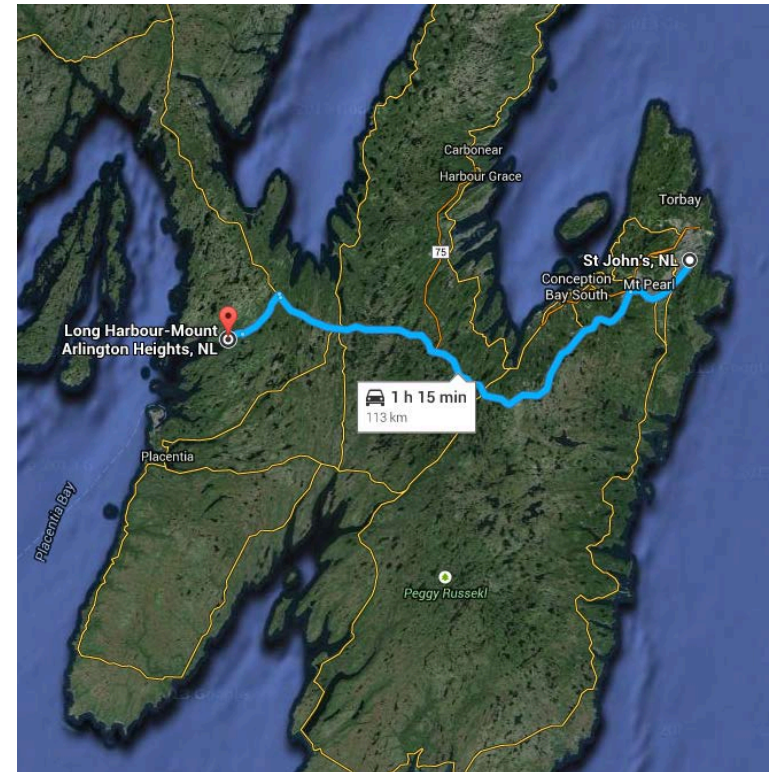
# Conceptual Framework

Community Mobilities Framework

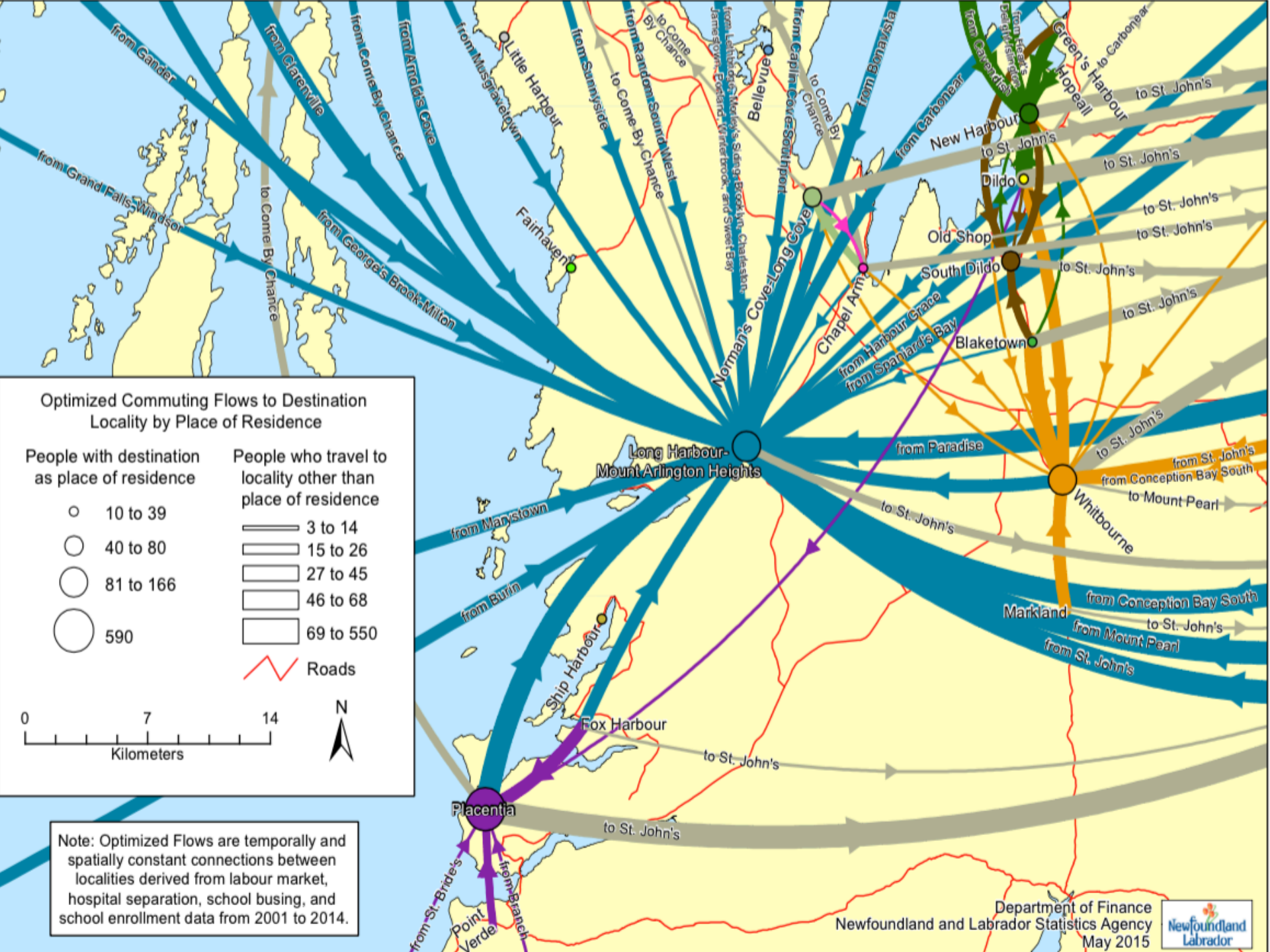


- Positioned within the ‘new mobilities paradigm’ emphasizing the importance of systematic movements – work, family, leisure, politics, and protest (Sheller and Urry, 2006)
- Community development: “a purposeful and systematic intervention through public policy(ies), programs, projects...to influence change towards a set of desired economic, social, cultural, physical, environmental outcomes” (Douglas, 2010)

# Nickel Processing Facility Long Harbour, NL



(Vale, 2014)



Optimized Commuting Flows to Destination Locality by Place of Residence

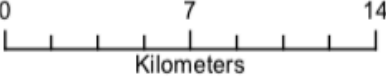
People with destination as place of residence

- 10 to 39
- 40 to 80
- 81 to 166
- 590

People who travel to locality other than place of residence

- ▬ 3 to 14
- ▬ 15 to 26
- ▬ 27 to 45
- ▬ 46 to 68
- ▬ 69 to 550

▬ Roads



Note: Optimized Flows are temporally and spatially constant connections between localities derived from labour market, hospital separation, school busing, and school enrollment data from 2001 to 2014.

# Implications for Source Communities

- Opportunity for workers to reside in place of residence
- Potential for local economic development
- Challenges securing community volunteers
- Challenges planning community activities